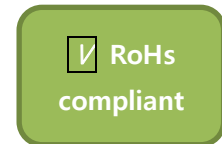


Broadband High Power Amplifier

Product Name: RCA0710H48B1

Doc. Name: General Spec.

<p style="text-align: center;">General Specification for RCA0710H48B1</p>



1

RESTRICTION ON USE, DUPLICATION, OR DISCLOSURE OF PROPRIETARY INFORMATION

This document contains proprietary information, which is the sole property of RFcore co., LTD.
The document is submitted to the recipient for his use only.
By receiving this document the recipient undertakes not to duplicate the documents or to disclose in part of, or the whole of, any of the information contained herein to any third party without receiving beforehand, written permission from the submitting company.

Revision history

Version Code	Author	Date	Engineering Change Order
B	Cho changhee	2015.6.5	Draft
B1	Min inhong	2016.6.8	Replaced CLPF capacitor with 390pF

Created	Printed	Document Number	Revision	Manufacturer
2016/6/8	2017/1/17		A	RFcore co.,Ltd
File : RCA0710H48B1 General Spec.docx				

The Specifications is subject to change before finalization

Customer Service: Tel. 82-31-708-7575

Email: sales@rfcore.com

<http://www.rfcore.com>

Broadband High Power Amplifier

Product Name: RCA0710H48B1

Doc. Name: General Spec.

ELECTRICAL SPECIFICATIONS		@ 50 Ohms load, 28 Vdc, Tc ≅ 35 °C
Parameter	Specification	Remark
Frequency Range	720 ~ 960 MHz	
Rated Output Power	48 dBm min. @ CW	37 dBm min. @ WCDMA 3.84MHz
Gain	37 ± 2.0 dB	Pin = -10 dBm to 8 dBm @ CW, In band
Gain Flatness	4.0 dB p-p	In band
Gain Stability	± 2.0 dB	Over Temp.
Input Power for rated output power	11 dBm typ. @ CW	0 dBm @ WCDMA 3.84 MHz
Maximum input power for no damage	20 dBm @ CW	
ACLR ± 5 MHz for 1FA	40 dBc min.	Single carrier WCDMA, 3GPP Test Model 1, 64DPCH, PAR = 7.5 dB @ 0.01% Probability on CCDF
ACLR ± 10 MHz for 1FA	50 dBc min.	
ACLR ± 5 MHz for 2FA	25 dBc min.	Multi-carrier WCDMA, 3GPP Test Model 1, 64DPCH, PAR = 9.8 dB @ 0.01% Probability on CCDF
ACLR ± 10 MHz for 2FA	35 dBc min.	
Input VSWR	Less than 1.5 : 1	
Output VSWR	Less than 2 : 1	Built in Isolator
Maximum load VSWR for amplifier survival	Infinite, all phase	
DC Input Voltage for 28VDC	28 ± 1 Vdc	
DC Current Consumption for 28VDC	8 A max. 6A typ.	

2

Interface Pin Description		
Connector	Description	Specification
D-Sub 9Pin Male	1. Temperature Monitor	VT= 10(mV) * Tc(°C) + 500(mV), Tc = Case Temperature ± 5°C
	2. Forward Power Monitor	
	3. GND	
	4. Reflected Power Monitor	
	5. N.C	
	6. Vcc	
	7. Vcc	
	8. GND	
	9. Enable (Active low)	pulled-up@5V with 10KΩ

Created	Printed	Document Number	Revision	Manufacturer
2016/6/8	2017/1/17		A	RFcore co.,Ltd
File : RCA0710H48B1 General Spec.docx				

The Specifications is subject to change before finalization

Customer Service: Tel. 82-31-708-7575

Email: sales@rfcore.com

http://www.rfcore.com

Broadband High Power Amplifier

Product Name: RCA0710H48B1

Doc. Name: General Spec.

ENVIRONMENTAL SPECIFICATIONS

Parameter	Specification	Remark
Operating Case Temperature	-20 ~ 70 °C	
Storage Temperature	-40 ~ 85 °C	

MECHANICAL SPECIFICATIONS

Parameter	Specification	Remark
Dimension	135 x 100 x 25 mm	
Weight	Less than 630 g	
RF Input / Output Connector	SMA – Female(2H)	
I/O Interface connector	D-SUB 9pin male	

Created	Printed	Document Number	Revision	Manufacturer
2016/6/8	2017/1/17		A	RFcore co.,Ltd
File : RCA0710H48B1 General Spec.docx				

The Specifications is subject to change before finalization

Customer Service: Tel. 82-31-708-7575

Email: sales@rfcore.com

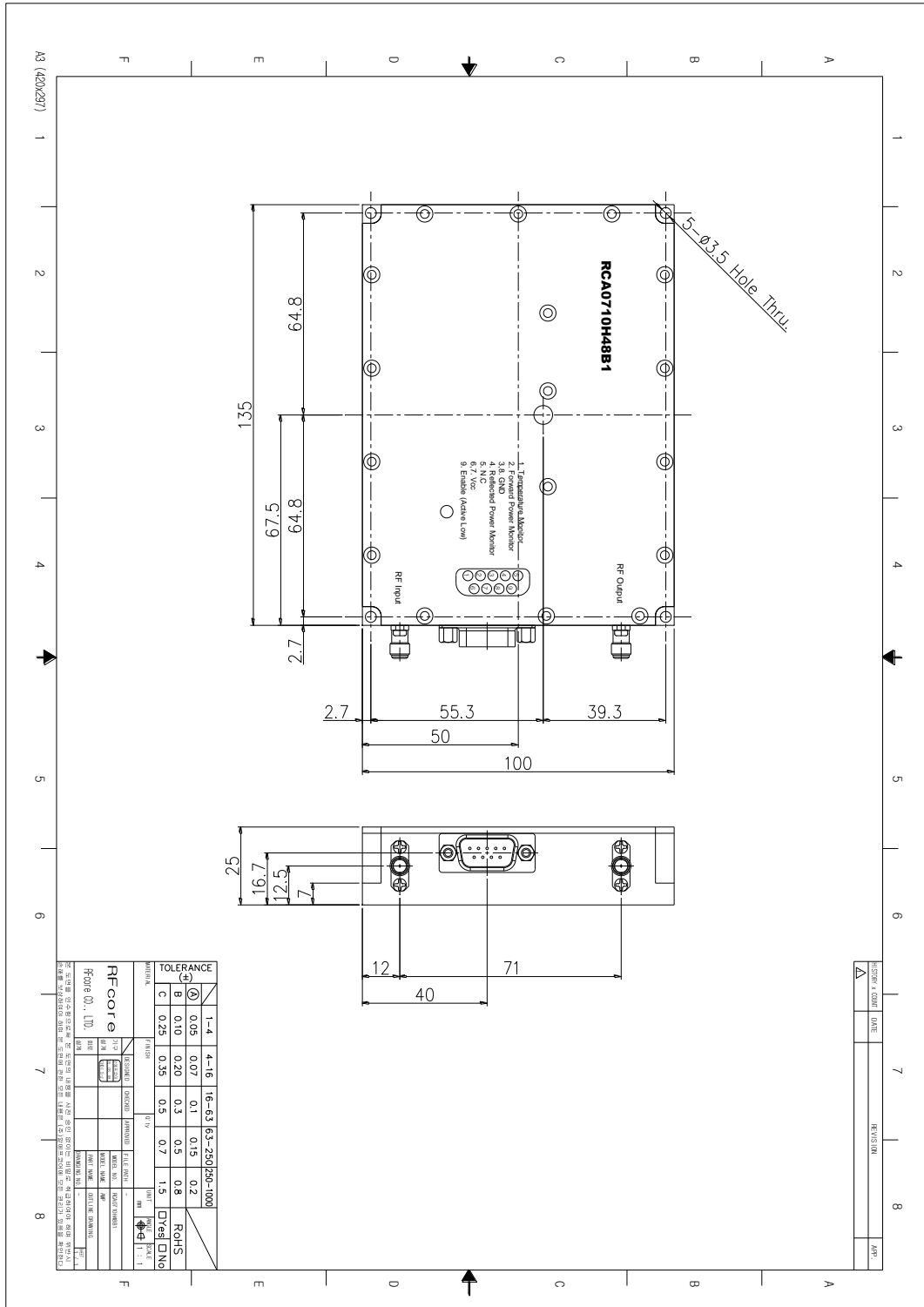
<http://www.rfcore.com>

Broadband High Power Amplifier

Product Name: RCA0710H48B1

Doc. Name: General Spec.

MECHANICAL DRAWING



DRAWING REFERNECE: This is subject to change without notice.

Created	Printed	Document Number	Revision	Manufacturer
2016/6/8	2017/1/17		A	RFcore co.,Ltd
File : RCA0710H48B1 General Spec.docx				

The Specifications is subject to change before finalization

Customer Service: Tel. 82-31-708-7575

Email: sales@rfcore.com

http://www.rfcore.com

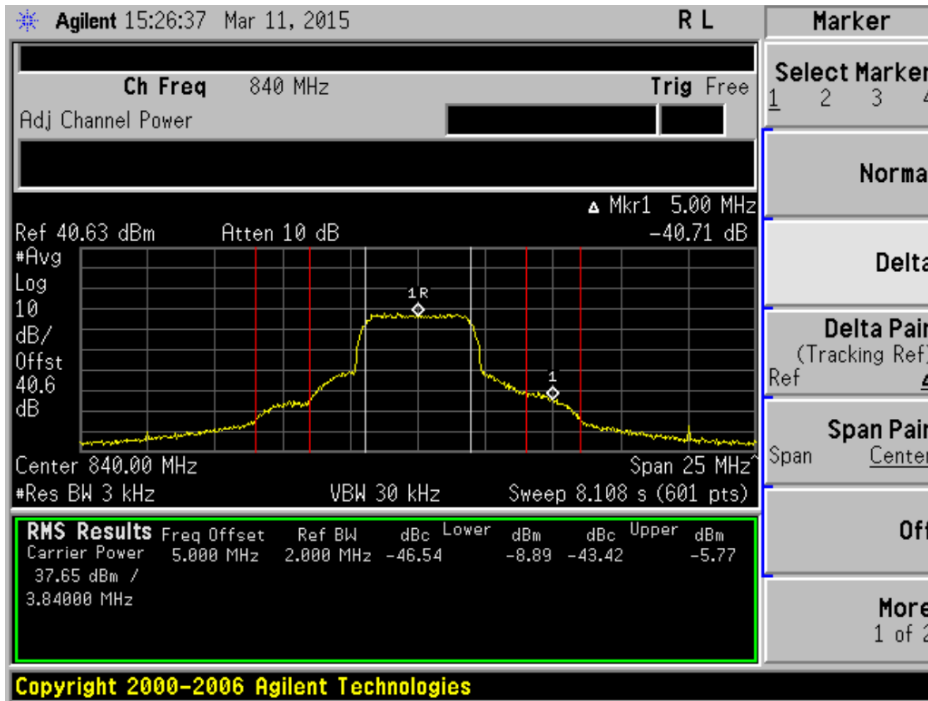
Broadband High Power Amplifier

Product Name: RCA0710H48B1

Doc. Name: General Spec.

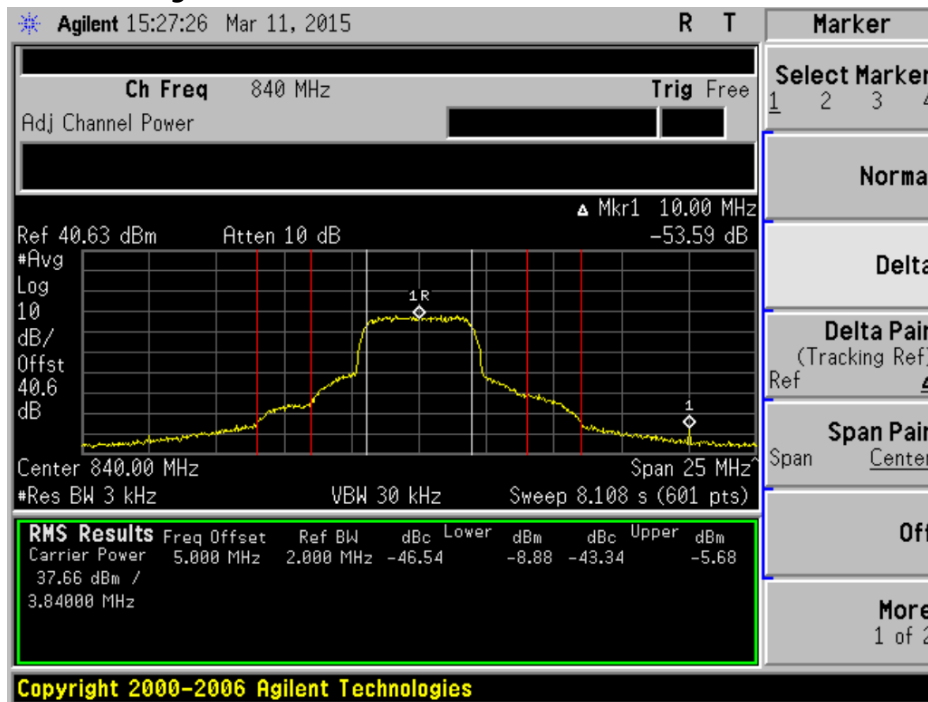
RF Performance

ACLR ± 5 MHz for Single Carrier



5

ACLR ± 10 MHz for Single Carrier



Created	Printed	Document Number	Revision	Manufacturer
2016/6/8	2017/1/17		A	RFcore co.,Ltd
File : RCA0710H48B1 General Spec.docx				

The Specifications is subject to change before finalization

Customer Service: Tel. 82-31-708-7575

Email: sales@rfcore.com

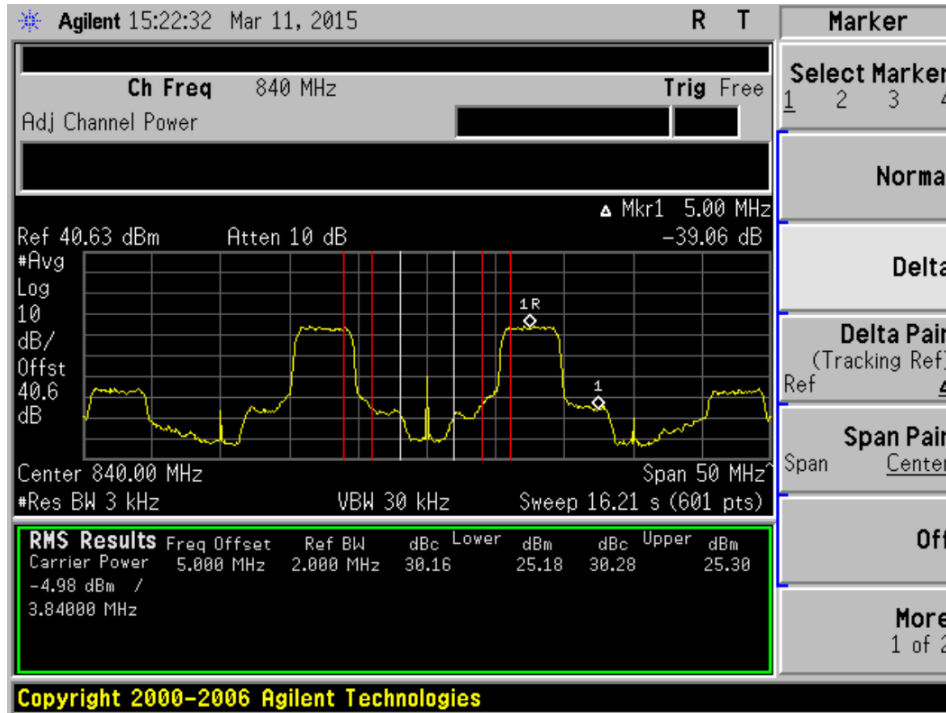
http://www.rfcore.com

Broadband High Power Amplifier

Product Name: RCA0710H48B1

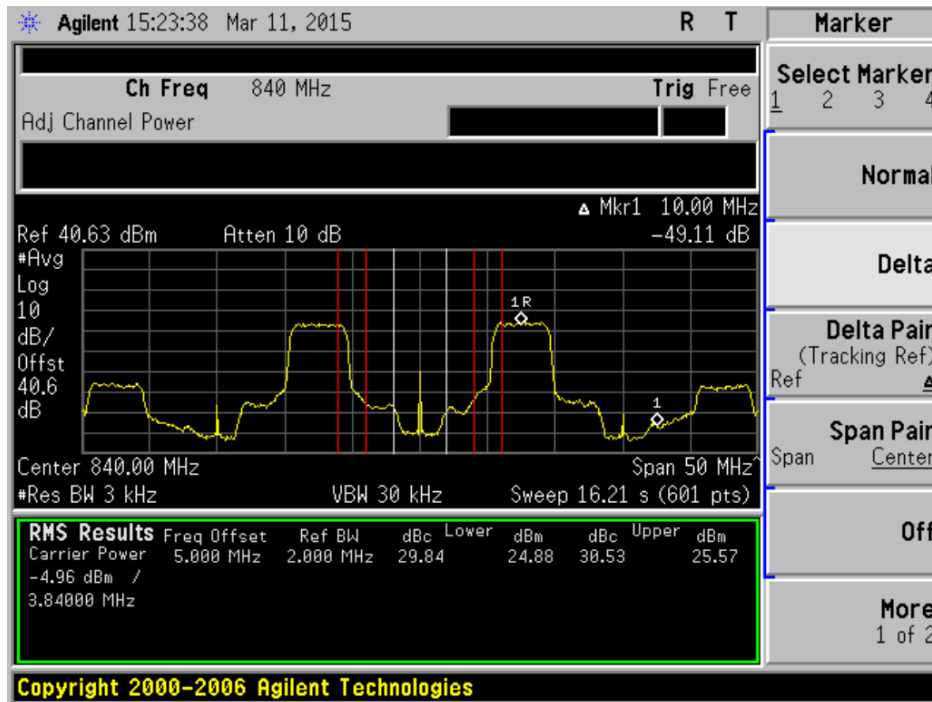
Doc. Name: General Spec.

ACLR ± 5 MHz for Multi Carrier



6

ACLR ± 10 MHz for Multi Carrier



Created	Printed	Document Number	Revision	Manufacturer
2016/6/8	2017/1/17		A	RFcore co.,Ltd
File : RCA0710H48B1 General Spec.docx				

The Specifications is subject to change before finalization

Customer Service: Tel. 82-31-708-7575

Email: sales@rfcore.com

http://www.rfcore.com